

3-5 PSI
PRESSURE SWITCH
TIG31055

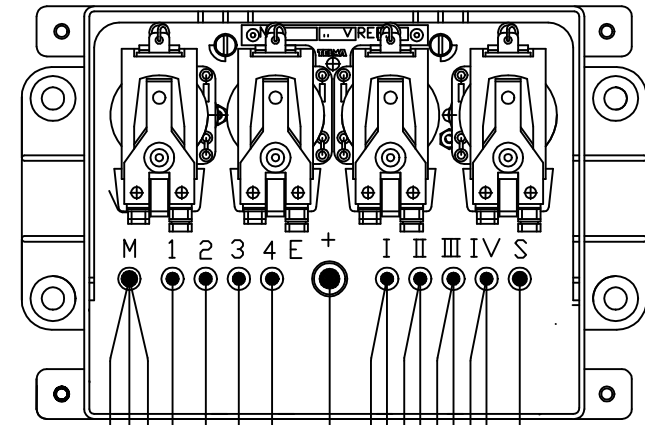
7-10 PSI
PRESSURE SWITCH
TIG31056

PRESSURE SWITCHES

TELMA BAC RELAY BOX

JD 331 121

NOTE FOR 2006 AND NEWER NAVISTAR INTERNATIONAL CHASSIS ONLY.
STANDARD ABS MODULE (NAV P/N 3609072C1)
Bendix #5016357 or K020368
MUST BE REPLACED WITH PREMIUM ABS MODULE (NAV P/N 3609076C1 / Bendix #5020001)



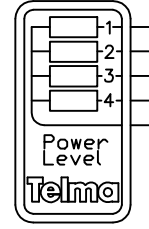
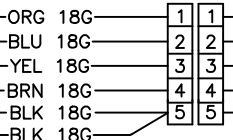
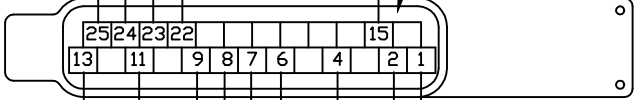
Bendix EC60 standard and premium cab ABS X1 connector PIN 3 (ECU power)

ABS CONTROL RELAY

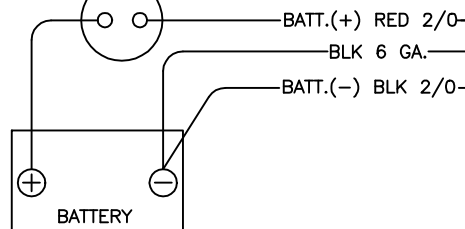
Bendix EC60 standard and premium cab ABS X1 connector PIN 17 ground during wheel slip TYCD (AMP) # 968873 NAV-INT # 3598072C1

TD SPEED SIGNAL (e.g. Allison GEN4 pin 25)

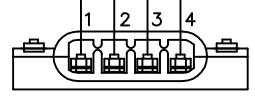
ABS INTERFACE CONNECTOR FRONT VIEW
JC241103 FOR MANUAL TRANSMISSION
JC241105 FOR ALLISON WORLD



BATTERY DISCONNECT SWITCH



STAGE (1) 6 GA.
STAGE (2) 6 GA.
STAGE (3) 6 GA.
STAGE (4) 6 GA.



POWER CONNECTIONS


TELMA AIR FOOT CONTROL
BENDIX EC60 CAB ABS
5mar09

STANDARD CAB



X1

X2



Connectors
not used


PREMIUM CAB



X1

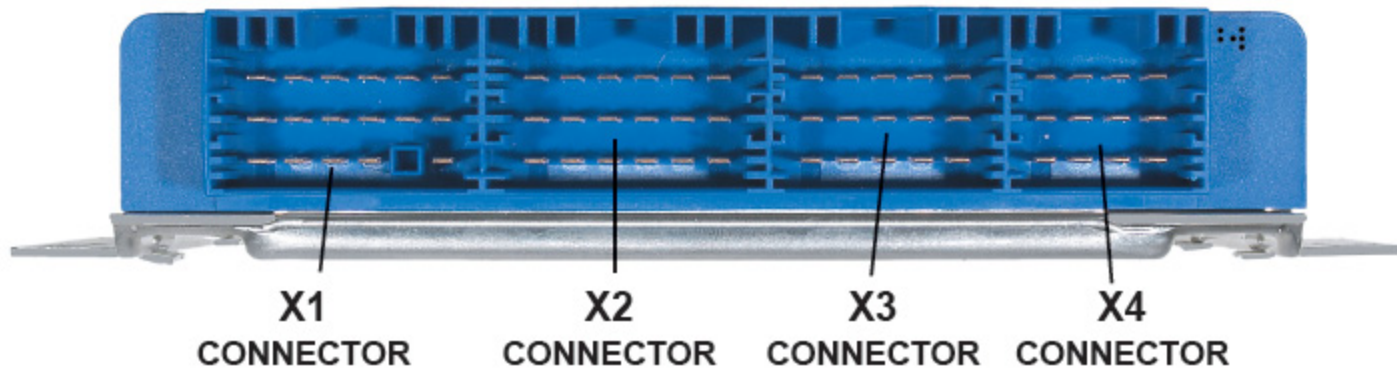
X2

X3



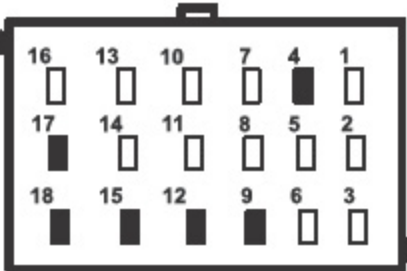
Connector
not used

ADVANCED CAB

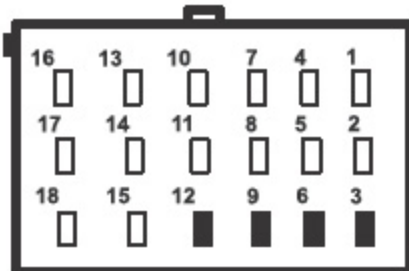


Cab-mount ECU: Looking into wire harness connector

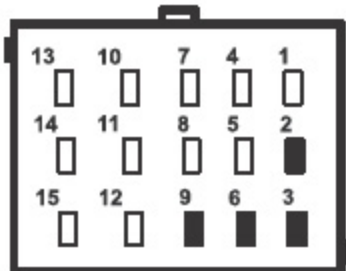
BENDIX EC60 cab standard, premium, and advanced



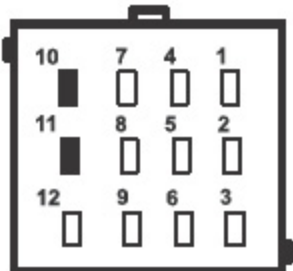
X1



X2



X3



X4

Connector	Pin	PMV Location
X1 18 Way	4	TCV Common
	9	Stop Lamp Switch
	12	ABS WL Ground
	15	ABS WL Interlock
	17	Retarder
	18	ABS WL