

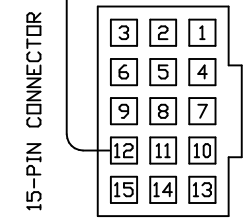
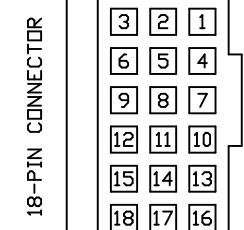
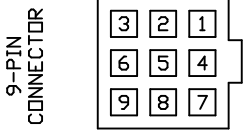
THIS DRAWING IS PROPRIETARY TO TELMA INC. RECEIPT OR POSSESSION CONFERS NO RIGHT TO USE THE SUBJECT MATTER OF THIS DRAWING OR TECHNICAL INFORMATION SHOWN; NOR THE RIGHT TO REPRODUCE THIS DRAWING OR ANY PART EXCEPT FOR THOSE SUPPLIERS OF TELMA INC. WHO RECEIVE A WRITTEN REQUEST FOR MANUFACTURE OR SIMILAR USE.

PART NUMBER:

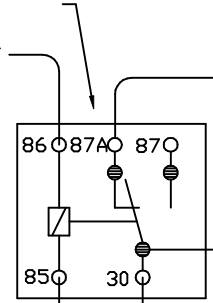
REVISIONS					
ZONE	LTR	DESCRIPTION	E.C.O.	DATE	APPROVAL



WABCO D CAB HYD ECU
REAR VIEW OF
HARNESS CONNECTORS

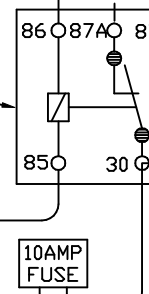


TELMA
ABS
RETARDER
CONTROL
RELAY
DISABLES
TELMA DURING
WHEEL SLIP

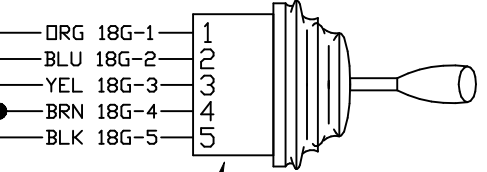
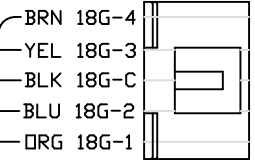
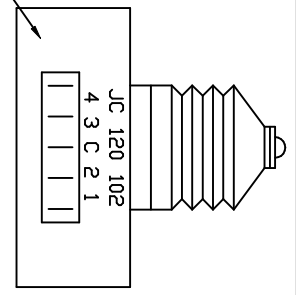


DO NOT CONNECT
GRAY WIRE
EXCEPT FOR
ON/OFF SWITCH OR
ACTIVE THROTTLE
DISABLE (GROUND
TO DISABLE
RETARDER)

TELMA
ABS
WARNING
LIGHT RELAY
DISABLES
TELMA WHEN
ABS DASH
LIGHT IS ON

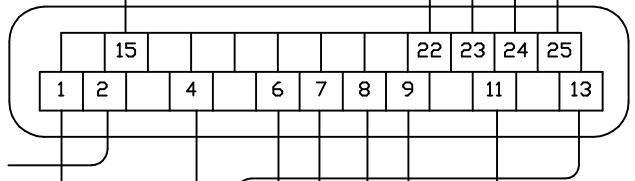


TELMA
FOOT
SWITCH
JC120102

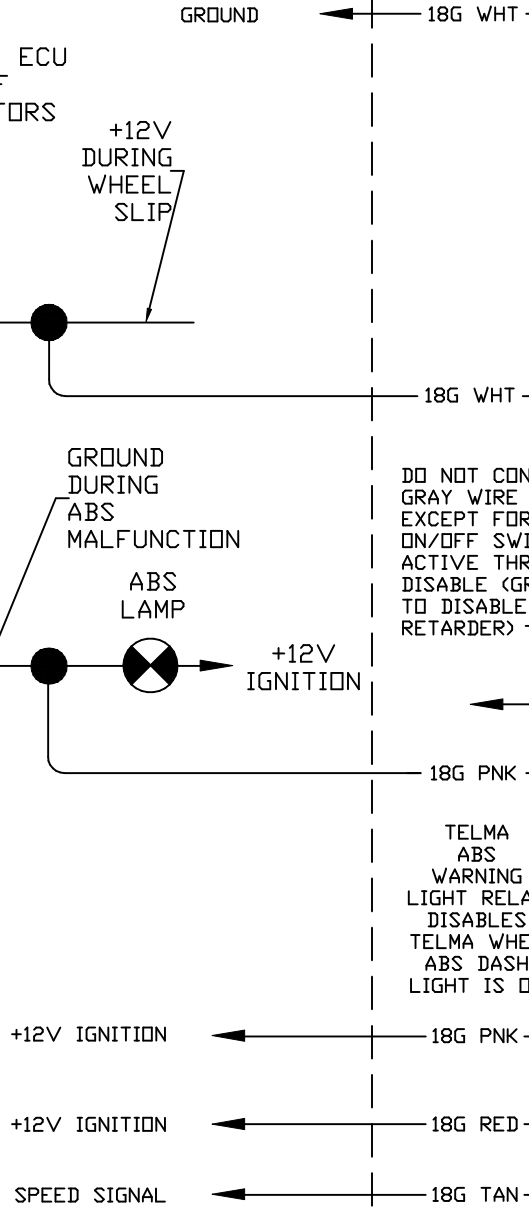
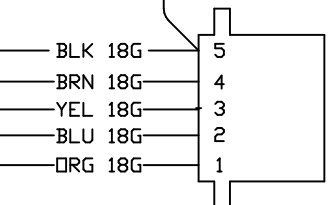


OPTIONAL
HAND CONTROL SWITCH
TELMA P/N JL100202

TELMA
ABS INTERFACE
CONNECTOR
REAR VIEW



TO TELMA
RELAY BOX
OR
ELECTRONIC
POWER
MODULE
(BEP)



3. RADII TO BE .005/.010
2. FINISH TO BE 63
1. REMOVE ALL BURRS AND BREAK SHARP EDGES .005/.010
NOTES: UNLESS OTHERWISE SPECIFIED

UNLESS OTHERWISE SPECIFIED
DIMENSIONS ARE IN INCHES
DECIMAL TOLERANCE IS
.00 ±.010, .000 ±.005
ANGLES ±1/2°
FRACTIONS ±1/32"
MATERIAL:
N/A

DRAWN BY: HOUSAND
CHECKED BY:
ENGINEER:
REVISED BY:
SUPERSEDES:
DATE: 4/15/02
THIS DRAWING WAS PRODUCED IN AUTOCAD AND
CAN ONLY BE REVISED IN AUTOCAD.
ANY MANUAL CHANGES DONE TO THIS DRAWING
WILL BE IGNORED UNLESS AUTHORIZED.

VENDOR PART NUMBER:

Telma
Frictionless Braking Systems
1521 Morse Avenue
Elk Grove Village, IL U.S.A.
(847) 595.1098

NAME: TELMA CONTROL WIRING
WABCO D CAB HYDRAULIC

REV: PART NUMBER:

SCALE: NTS SHEET: 1 OF 1