

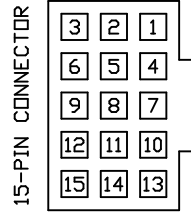
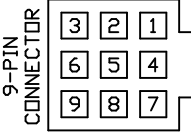
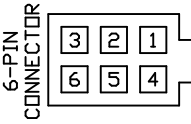
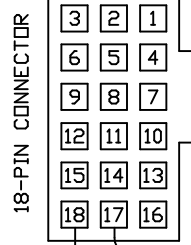
THIS DRAWING IS PROPRIETARY TO TELMA INC. RECEIPT OR POSSESSION CONFERS NO RIGHT TO USE THE SUBJECT MATTER OF THIS DRAWING OR TECHNICAL INFORMATION SHOWN; NOR THE RIGHT TO REPRODUCE THIS DRAWING OR ANY PART EXCEPT FOR THOSE SUPPLIERS OF TELMA INC. WHO RECEIVE A WRITTEN REQUEST FOR MANUFACTURE OR SIMILAR USE.

PART NUMBER:

REVISIONS					
ZONE	LTR	DESCRIPTION	E.C.O.	DATE	APPROVAL



WABCO D FULL AIR CAB ECU REAR VIEW OF HARNESS CONNECTOR



TELMA ABS RETARDER CONTROL RELAY DISABLES TELMA DURING WHEEL SLIP

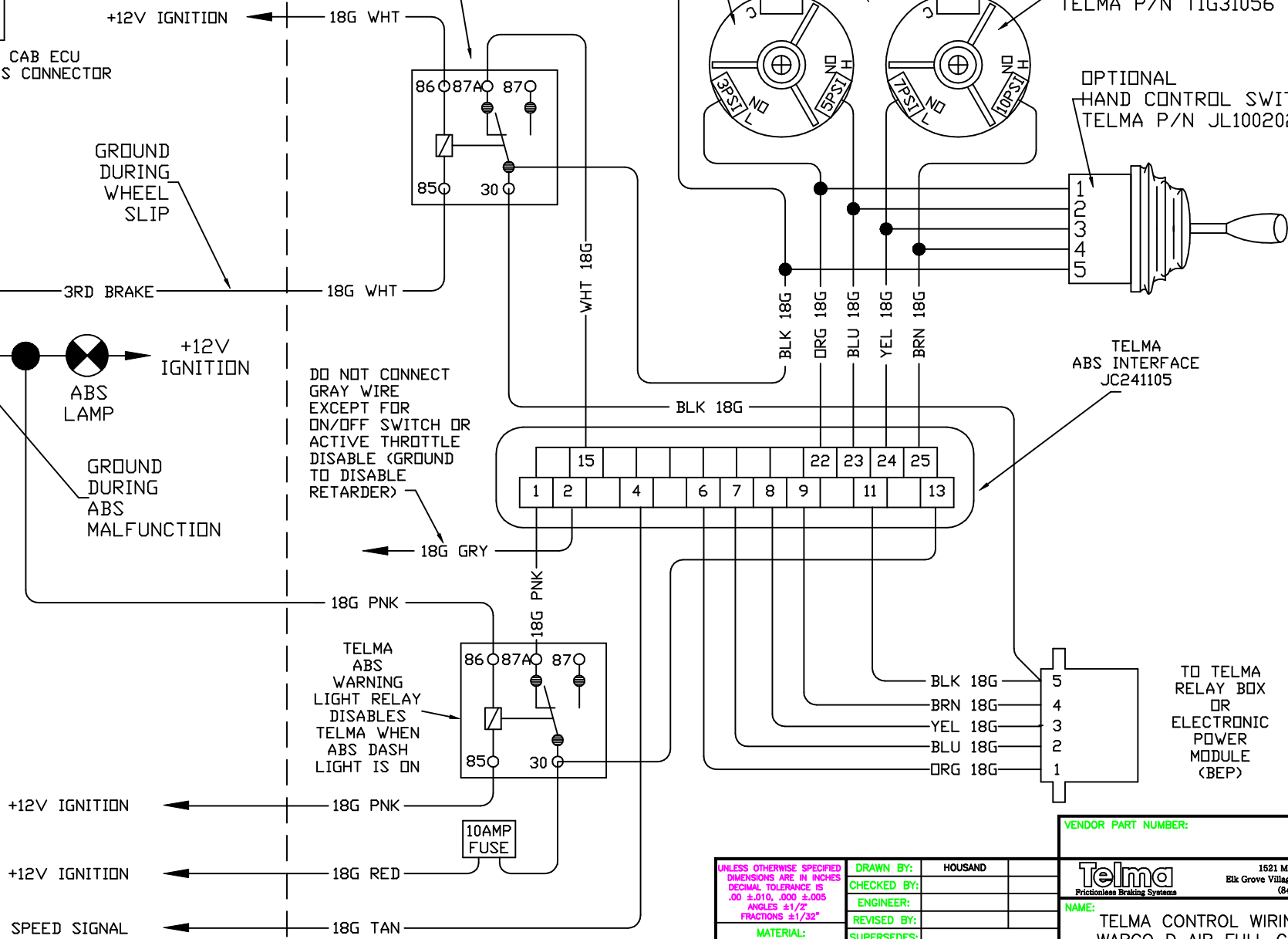
PRESSURE SWITCHES
3/5 PSI TELMA P/N TIG31055

7/10 PSI TELMA P/N TIG31056

OPTIONAL HAND CONTROL SWITCH TELMA P/N JL100202

TELMA ABS INTERFACE JC241105

TO TELMA RELAY BOX OR ELECTRONIC POWER MODULE (BEP)



+12V IGNITION
+12V IGNITION
SPEED SIGNAL

GROUND DURING WHEEL SLIP

GROUND DURING ABS MALFUNCTION

DO NOT CONNECT GRAY WIRE EXCEPT FOR ON/OFF SWITCH OR ACTIVE THROTTLE DISABLE (GROUND TO DISABLE RETARDER)

TELMA ABS WARNING LIGHT RELAY DISABLES TELMA WHEN ABS DASH LIGHT IS ON

10AMP FUSE

3. RADII TO BE .005/.010
2. FINISH TO BE 63
1. REMOVE ALL BURRS AND BREAK SHARP EDGES .005/.010
NOTES: UNLESS OTHERWISE SPECIFIED

UNLESS OTHERWISE SPECIFIED DIMENSIONS ARE IN INCHES
DECIMAL TOLERANCE IS .00 ±.010, .000 ±.005
ANGLES ±1/2°
FRACTIONS ±1/32"
MATERIAL: N/A

DRAWN BY:	HOUSAND
CHECKED BY:	
ENGINEER:	
REVISED BY:	
SUPERSEDES:	
DATE:	5/10/02

VENDOR PART NUMBER:

1521 Morse Avenue
Elk Grove Village, IL U.S.A.
(847) 595.1098

NAME: TELMA CONTROL WIRING WABCO D AIR FULL CAB

REV: PART NUMBER:

SCALE: NTS SHEET: 1 OF 1

THIS DRAWING WAS PRODUCED IN AUTOCAD AND CAN ONLY BE REVISED IN AUTOCAD. ANY MANUAL CHANGES DONE TO THIS DRAWING WILL BE IGNORED UNLESS AUTHORIZED.