

3-5 PSI
PRESSURE SWITCH
TIG31055

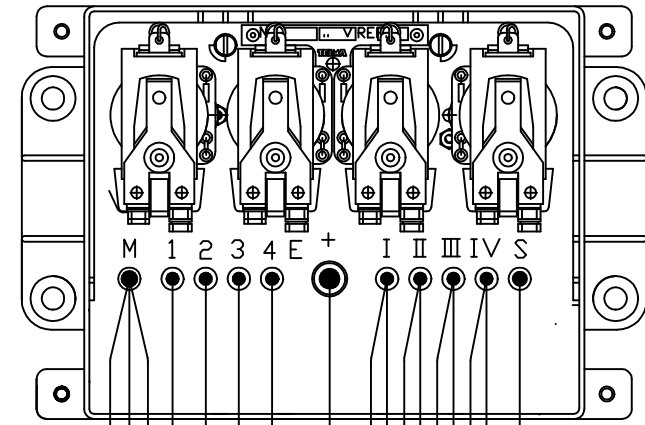
7-10 PSI
PRESSURE SWITCH
TIG31056

PRESSURE SWITCHES

TELMA BAC RELAY BOX

JD 331 121

NOTE FOR 2006 AND NEWER NAVISTAR INTERNATIONAL CHASSIS ONLY.
STANDARD ABS MODULE (NAV P/N 3609072C1)
Bendix #5016357 or K020368
MUST BE REPLACED WITH PREMIUM ABS MODULE (NAV P/N 3609076C1 / Bendix #5020001)



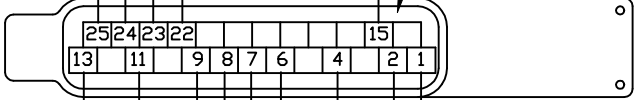
Bendix EC60 standard and premium cab ABS X1 connector PIN 3 (ECU power)

ABS CONTROL RELAY

Bendix EC60 standard and premium cab ABS X1 connector PIN 17 ground during wheel slip TYCD (AMP) # 968873 NAV-INT # 3598072C1

TD SPEED SIGNAL (e.g. Allison GEN4 pin 25)

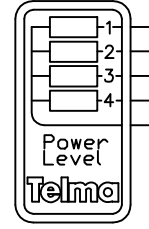
ABS INTERFACE CONNECTOR FRONT VIEW
JC241103 FOR MANUAL TRANSMISSION
JC241105 FOR ALLISON WORLD



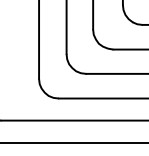
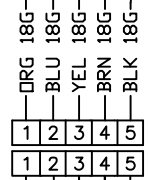
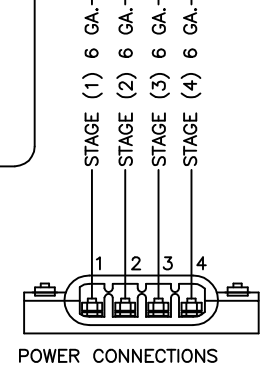
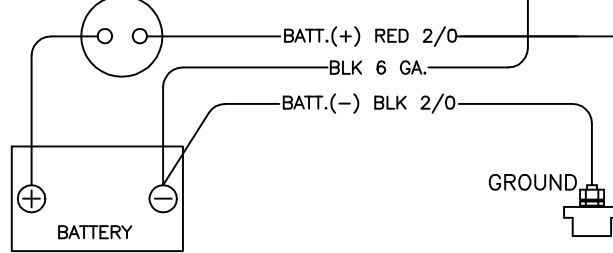
DO NOT CONNECT

TELMA AIR FOOT CONTROL
BENDIX EC60 CAB ABS
5mar09

LIGHT BAR DISPLAY
TIG11010



BATTERY DISCONNECT SWITCH



DO NOT CONNECT — PUR

RED 18G

GRY 18G — DO NOT CONNECT

WHT 18G

WHT 18G

PNK 18G

PNK 18G

RED 18G

10 AMP FUSE

TO IGNITION +

DO NOT CONNECT

DO NOT CONNECT — PUR

1-ORG
2-BLU
3-YEL
4-BRN
5-BLK

1-ORG/WHT
2-BLU/WHT
3-YEL/GRN
4-BRN/WHT
5-BLK

BATT.(+) RED 2/0

BLK 6 GA.

BATT.(-) BLK 2/0

GROUND

POWER CONNECTIONS

STAGE (1) 6 GA.
STAGE (2) 6 GA.
STAGE (3) 6 GA.
STAGE (4) 6 GA.


1 2 3 4

STANDARD CAB



X1

X2



Connectors
not used


PREMIUM CAB



X1

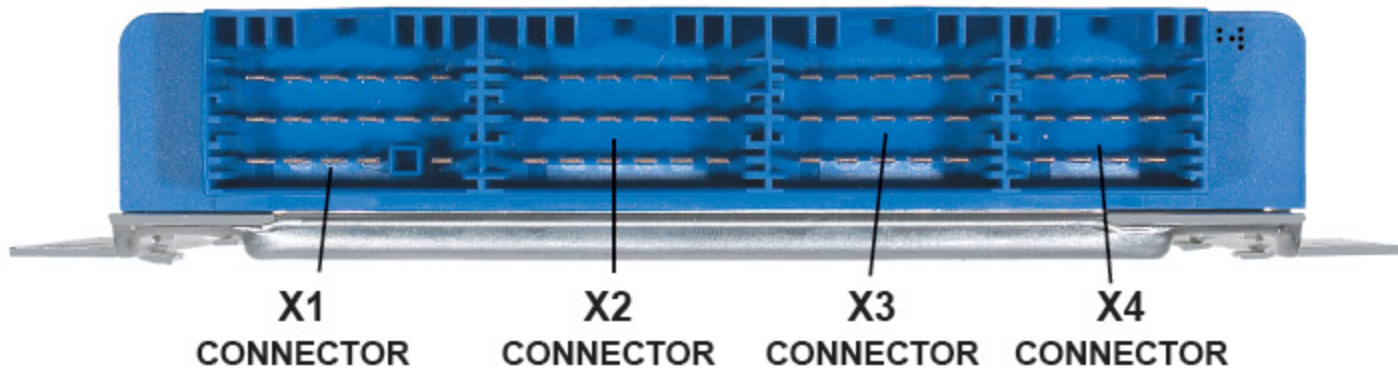
X2

X3



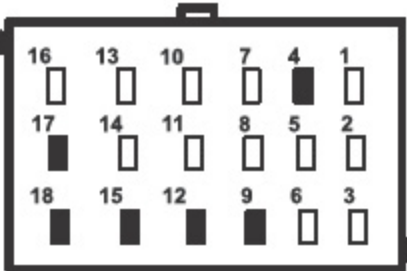
Connector
not used

ADVANCED CAB

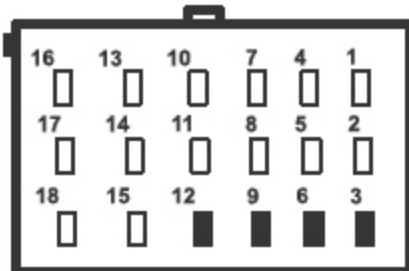


Cab-mount ECU: Looking into wire harness connector

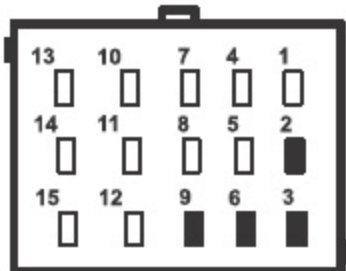
BENDIX EC60 cab standard, premium, and advanced




X1



X2



X3



X4

Connector	Pin	PMV Location
X1 18 Way	4	TCV Common
	9	Stop Lamp Switch
	12	ABS WL Ground
	15	ABS WL Interlock
	17	Retarder
	18	ABS WL