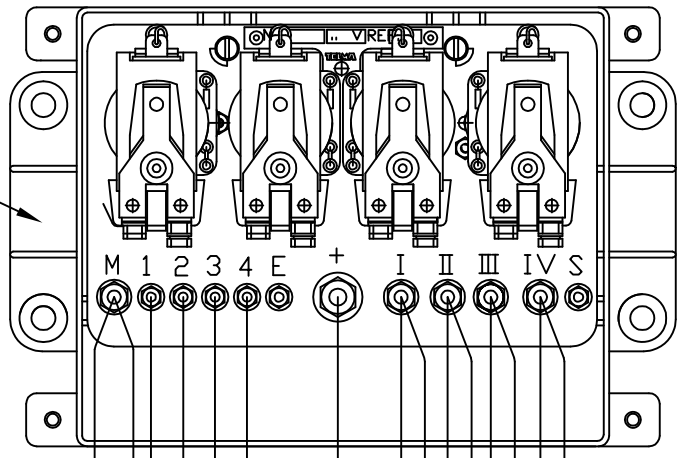


THIS DRAWING IS PROPRIETARY TO TELMA INC. RECEIPT OR POSSESSION CONFERS NO RIGHT TO USE THE SUBJECT MATTER OF THIS DRAWING OR TECHNICAL INFORMATION SHOWN; NOR THE RIGHT TO REPRODUCE THIS DRAWING OR ANY PART EXCEPT FOR THOSE SUPPLIERS OF TELMA INC. WHO RECEIVE A WRITTEN REQUEST FOR MANUFACTURE OR SIMILAR USE.

REVISIONS

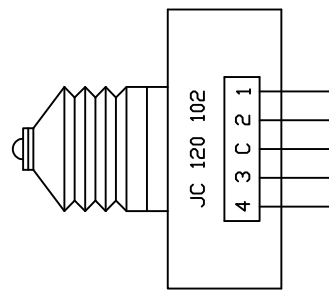
ZONE	LTR	DESCRIPTION	E.C.O.	DATE	APPROVAL
	a	changes for MY2006		19dec05	
	b	add speed signal wire color		25jan08	
	c	add relay for navistar applications		20feb08	
	d	add note for HPB		27aug10	



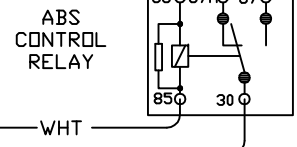
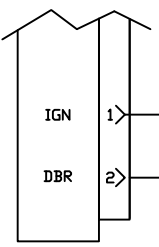
TELMA RELAY BOX JD331121

RELAY BOX GROUND
DRILL HOLE OR
USING EXISTING
1/4" HOLE IN FRAME
GRIND SURFACE TO BARE METAL
PROTECT WITH ANTI-CORRSION
AFTER CONNECTION

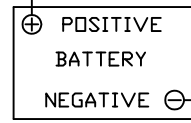
RELAY BOX GROUND
BLK 10G



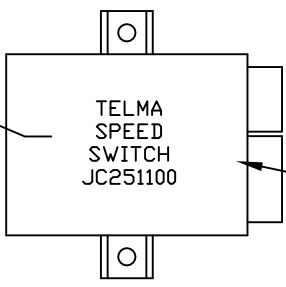
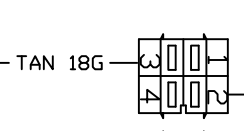
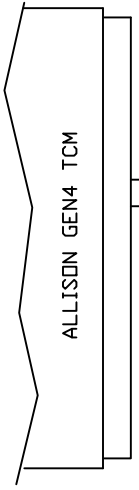
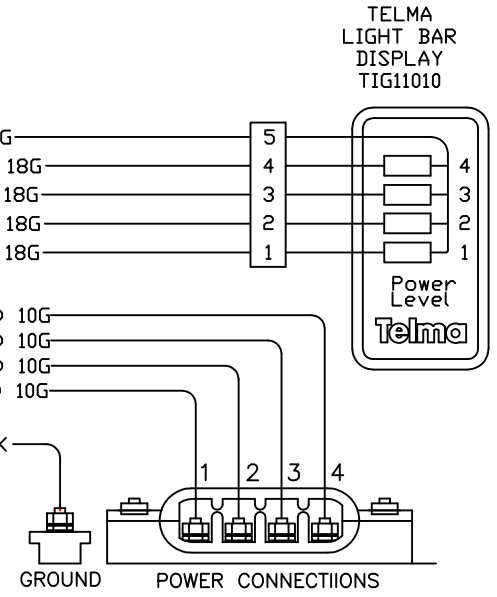
WABCO HYDRAULIC POWER BRAKE (HPB) HYDRAULIC ABS MODULE CONNECTOR
NAVISTAR TML # 3573652C1
NAVISTAR SEAL # 3573653C1



BATTERY "+ RED 2G

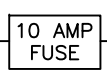


BLK 18G
BRN/WHT 18G
YEL/GRN 18G
BLU/WHT 18G
ORG/WHT 18G
STAGE (4) 10G
STAGE (3) 10G
STAGE (2) 10G
STAGE (1) 10G



INSTALLED UNDER DRIVER SIDE DASH

FOR USE WITH TELMA MODEL AD50-90 AND HARNESS TID13019



GROUND
IGNITION +

CAUTION!!
PIN 2 OF WABCO HPB MODULE MUST BE REPROGRAMMED TO ENABLE RETARDER CONTROL RELAY USING THE WABCO TOOLBOX SOFTWARE.
CONTACT YOUR LOCAL TRUCK DEALER TO HAVE THIS CONFIGURATION CHANGE MADE.
Open HPB service tool and press SHIFT, ALT, CTRL, & F12 at the same time. This will bring up the Utility drop down. Then click "Enable Retarder Disable Relay". You may need the latest Toolbox to get this function, version 9.1.6 (base window) or 7.9.9 (HPB window).
THIS SOLUTION IS NOT COMPATIBLE WITH F650 EQUIPPED WITH HARD WIRED PARK BRAKE LAMP WITH SAHR OR NAVISTAR CHASSIS EQUIPPED WITH HYDRAULIC PARK BRAKE ACTUATOR.
CONTACT TELMA TECHNICAL SUPPORT IF THE CHASSIS IS EQUIPPED WITH THESE OPTIONS.

DRAWN BY:	HOUSAND	27aug10
CHECKED BY:		
ENGINEER:	HOUSAND	27aug10
REVISED BY:	HOUSAND	27aug10
SUPERSEDES:		
DATE:	13mar08	

Telma Frictionless Braking Systems
1521 Morse Avenue
Elk Grove Village, IL U.S.A.
(847) 595.1098

NAME: FOOT CONTROL WIRING WITH WABCO HPB HYD ABS
REV: d
SCALE: NTS
SHEET: 1 OF 1

DRWG. NUMBER: TIL14024

THIS DRAWING WAS PRODUCED IN AUTOCAD AND CAN ONLY BE REVISED IN AUTOCAD. ANY MANUAL CHANGES DONE TO THIS DRAWING WILL BE IGNORED UNLESS AUTHORIZED.